

Ref: AFL/BSE & NSE/Q2/2021-22/

12.10.2021

To,  
The Deputy General Manager,  
BSE Limited,  
1st Floor, New Trading Ring,  
Rotunda Building, P.J. Towers,  
Dalal Street, Mumbai – 400 001.

The Listing Manager,  
National Stock Exchange India Ltd.,  
Exchange Plaza,  
Bandra (East),  
Mumbai – 400 051.

**BSE Code: 512573**

**NSE Code: AVANTIFEED**

Dear Sir,

**Sub.: Shareholding pattern for the Quarter ended 30.09.2021 under Regulation 31(1)(b)**  
**- Reg.**

\*\*\*\*

We enclose herewith the Shareholding Pattern for the quarter ended 30.09.2021 pursuant to Regulation 31(1) (b) of SEBI (LODR) Regulations.

Kindly acknowledge the receipt.

Thanking you.

Yours faithfully,  
for Avanti Feeds Limited



C. Ramachandra Rao  
Joint Managing Director &  
Company Secretary & CFO



Encl.: As above.

General information about company	
Scrip code	512573
NSE Symbol	AVANTIFEED
MSEI Symbol	NOT LISTED
ISIN	INE871C01038
Name of the company	AVANTI FEEDS LIMITED
Whether company is SME	No
Class of Security	Equity Shares
Type of report	Quarterly
Quarter Ended / Half year ended/Date of Report (For Prelisting / Allotment)	30-09-2021
Date of allotment / extinguishment (in case Capital Restructuring selected) / Listing Date	
Shareholding pattern filed under	Regulation 31 (1) (b)
Whether the listed entity is Public Sector Undertaking (PSU)?	No

*B. Ramechandra*



Table I - Summary Statement holding of specified securities											
Category (I)	Category of shareholder (II)	Nos. Of shareholders (III)	No. of fully paid up equity shares held (IV)	No. Of Partly paid-up equity shares held (V)	No. Of shares underlying Depository Receipts (VI)	Total nos. shares held (VII) = (IV)+(V)+(VI)	Shareholding as a % of total no. of shares (calculated as per SCRR, 1957) (VIII) As a % of (A+B+C2)	Number of Voting Rights held in each class of securities (IX)			
								No of Voting (XIV) Rights			Total as a % of (A+B+C)
								Class eg: X	Class eg: y	Total	
(A)	Promoter & Promoter Group	19	59518049	0	0	59518049	43.68	59518049	0	59518049	43.68
(B)	Public	115849	76727581			76727581	56.32	76727581		76727581	56.32
(C)	Non Promoter-Non Public										
(C1)	Shares underlying DRs										
(C2)	Shares held by Employee Trusts										
	Total	115868	136245630	0	0	136245630	100	136245630	0	136245630	100



Table II - Statement showing shareholding pattern of the Promoter and Promoter Group											
Sr.	Category & Name of the Shareholders (I)	Nos. Of shareholders (III)	No. of fully paid up equity shares held (IV)	No. Of Partly paid-up equity shares held (V)	No. Of shares underlying Depository Receipts (VI)	Total nos. shares held (VII) = (IV)+(V)+(VI)	Shareholding as a % of total no. of shares (calculated as per SCRR, 1957) (VIII) As a % of (A+B+C2)	Number of Voting Rights held in each class of securities (IX)			
								No of Voting (XIV) Rights			Total as a % of Total Voting rights
								Class eg: X	Class eg:y	Total	
A	Table II - Statement showing shareholding pattern of the Promoter and Promoter Group										
(1)	Indian										
(a)	Individuals/Hindu undivided Family	17	18983669	0	0	18983669	13.93	18983669	0	18983669	13.93
(d)	Any Other (specify)	2	40534380			40534380	29.75	40534380		40534380	29.75
Sub-Total (A)(1)		19	59518049	0	0	59518049	43.68	59518049	0	59518049	43.68
(2)	Foreign										
Total Shareholding of Promoter and Promoter Group (A)= (A)(1)+(A)(2)		19	59518049	0	0	59518049	43.68	59518049	0	59518049	43.68
B	Table III - Statement showing shareholding pattern of the Public shareholder										
(1)	Institutions										
(a)	Mutual Funds	12	6976006			6976006	5.12	6976006		6976006	5.12
(b)	Venture Capital Funds	1	13500			13500	0.01	13500		13500	0.01
(c)	Alternate Investment Funds	1	97487			97487	0.07	97487		97487	0.07
(e)	Foreign Portfolio Investors	94	23661725			23661725	17.37	23661725		23661725	17.37
(f)	Financial Institutions/ Banks	1	41462			41462	0.03	41462		41462	0.03
Sub-Total (B)(1)		109	30790180			30790180	22.6	30790180		30790180	22.6
( 2 )	Central Government/ State Government(s)/ President of India	1	3709545			3709545	2.72	3709545		3709545	2.72
Sub-Total (B)(2)		1	3709545			3709545	2.72	3709545		3709545	2.72
( 3 )	Non-institutions										
(a(i))	Individuals - i. Individual shareholders holding nominal share capital up to Rs. 2 lakhs.	112807	17675790			17675790	12.97	17675790		17675790	12.97
(a(ii))	Individuals - ii. Individual shareholders holding nominal share capital in excess of Rs. 2 lakhs.	1	870000			870000	0.64	870000		870000	0.64
(b)	NBFCs registered with RBI	1	720			720	0	720		720	0
(e)	Any Other (specify)	2930	23681346			23681346	17.38	23681346		23681346	17.38
Sub-Total (B)(3)		115739	42227856			42227856	30.99	42227856		42227856	30.99
Total Public Shareholding (B)=(B)(1)+(B)(2)+(B)(3)		115849	76727581			76727581	56.32	76727581		76727581	56.32
C	Table IV - Statement showing shareholding pattern of the Non Promoter- Non Public shareholder										




Table II - Statement showing shareholding pattern of the Promoter and Promoter Group									
Sr.	No. Of Shares Underlying Outstanding convertible securities (X)	No. of Shares Underlying Outstanding Warrants (Xi)	No. Of Shares Underlying Outstanding convertible securities and No. Of Warrants (Xi) (a)	Shareholding , as a % assuming full conversion of convertible securities ( as a percentage of diluted share capital) (X1)= (VII)+(X) As a % of (A+B+C2)	Number of Locked in shares (XII)		Number of Shares pledged or otherwise encumbered (XIII)		Number of equity shares held in dematerialized form (XIV)
					No. (a)	As a % of total Shares held (b)	No. (a)	As a % of total Shares held (b)	
A	Table II - Statement showing shareholding pattern of the Promoter and Promoter Group								
(1)	Indian								
(a)	0	0	0	13.93	0	0	0	0	18983669
(d)			0	29.75					40534380
Sub-Total (A) (1)	0	0	0	43.68	0	0	0	0	59518049
(2)	Foreign								
Total Shareholding of Promoter and Promoter Group (A)= (A)(1)+(A)(2)	0	0	0	43.68	0	0	0	0	59518049
B	Table III - Statement showing shareholding pattern of the Public shareholder								
(1)	Institutions								
(a)				5.12					6914506
(b)				0.01					0
(c)				0.07					97487
(e)				17.37					23661725
(f)				0.03					41462
Sub-Total (B) (1)				22.6					30715180
( 2 )				2.72					3709545
Sub-Total (B) (2)				2.72					3709545
( 3 )	Non-institutions								
(a(ii))				12.97					16795554
(a(ii))				0.64					870000
(b)				0					720
(e)				17.38					23364846
Sub-Total (B) (3)				30.99					41031120
Total Public Shareholding (B)=(B)(1)+(B)(2)+(B)(3)				56.32					75455845
C	Table IV - Statement showing shareholding pattern of the Non Promoter- Non Public shareholder								
Total ( A+B+C2 )	0	0	0	100	0	0			134973894
Total (A+B+C )	0	0	0	100	0	0	0	0	134973894
Disclosure of notes on shareholding pattern								Textual Information(1)	






Individuals/Hindu undivided Family							
Serial No.	1	2	3	4	5	6	7
Name of the Shareholders (I)	NUTAKKI RAM PRASAD HUF	ALLURI INDRA KUMAR HUF	SUDHA VADLAMUDI	AMAR KUMAR CHUKKAPALLI	VIJAYA KUMAR CHUKKAPALLI	KATNENI JAGAN MOHAN RAO	N NAGA RATNA
PAN (II)	AABHP4732M	AAJHA8757P	AAVPV7918H	AAZPC9482F	AAZPC9499A	ABDPK2901N	ABKPN6306K
No. of fully paid up equity shares held (IV)	229701	8189250	37500	37500	18750	37500	95022
No. Of Partly paid-up equity shares held (V)							
No. Of shares underlying Depository Receipts (VI)							
Total nos. shares held (VII) = (IV)+ (V)+ (VI)	229701	8189250	37500	37500	18750	37500	95022
Shareholding as a % of total no. of shares (calculated as per SCRR, 1957) (VIII) As a % of (A+B+C2)	0.17	6.01	0.03	0.03	0.01	0.03	0.07
Number of Voting Rights held in each class of securities (IX)							
Class eg:X	229701	8189250	37500	37500	18750	37500	95022
Class eg:y							
Total	229701	8189250	37500	37500	18750	37500	95022
Total as a % of Total Voting rights	0.17	6.01	0.03	0.03	0.01	0.03	0.07
No. Of Shares Underlying Outstanding convertible securities (X)							
No. of Shares Underlying Outstanding Warrants (Xi)							
No. Of Shares Underlying Outstanding convertible securities and No. Of Warrants (Xi) (a)							
Shareholding , as a % assuming full conversion of convertible securities (as a percentage of diluted share capital) (XI)= (VII)+(Xi)(a) As a % of (A+B+C2)	0.17	6.01	0.03	0.03	0.01	0.03	0.07
Number of Locked in shares (XII)							
No. (a)							
As a % of total Shares held (b)							
Number of Shares pledged or otherwise encumbered (XIII)							
No. (a)							
As a % of total Shares held (b)							
Number of equity shares	229701	8189250	37500	37500	18750	37500	95022



Individuals/Hindu undivided Family							
Serial No.	8	9	10	11	12	13	14
Name of the Shareholders (I)	INDRA KUMAR ALLURI	RATNA MANIK YAMBA KATNENI	ARUN KUMAR CHUKKAPALLI	PUTCHALA SRINIVAS	G VENKATESH	BOMMIDALA SRIMANNARAYANA	RAYAPANENI RAVEENA
PAN (II)	ABXPA9962D	ADDPK4972H	ADRPC2743G	AEJPP3868A	AFWPV8428C	AGQPB6406M	AOTPC0891E
No. of fully paid up equity shares held (IV)	8330700	37500	18750	1500	462196	4300	37500
No. Of Partly paid-up equity shares held (V)							
No. Of shares underlying Depository Receipts (VI)							
Total nos. shares held (VII) = (IV)+ (V)+ (VI)	8330700	37500	18750	1500	462196	4300	37500
Shareholding as a % of total no. of shares (calculated as per SCRR, 1957) (VIII) As a % of (A+B+C2)	6.11	0.03	0.01	0	0.34	0	0.03
Number of Voting Rights held in each class of securities (IX)							
Class eg:X	8330700	37500	18750	1500	462196	4300	37500
Class eg:y							
Total	8330700	37500	18750	1500	462196	4300	37500
Total as a % of Total Voting rights	6.11	0.03	0.01	0	0.34	0	0.03
No. Of Shares Underlying Outstanding convertible securities (X)							
No. of Shares Underlying Outstanding Warrants (Xi)							
No. Of Shares Underlying Outstanding convertible securities and No. Of Warrants (Xi) (a)							
Shareholding as a % assuming full conversion of convertible securities (as a percentage of diluted share capital) (XI)= (VII)+(Xi)(a) As a % of (A+B+C2)	6.11	0.03	0.01	0	0.34	0	0.03
Number of Locked in shares (XII)							
No. (a)							
As a % of total Shares held (b)							
Number of Shares pledged or otherwise encumbered (XIII)							
No. (a)							
As a % of total Shares held (b)							
Number of							



Individuals/Hindu undivided Family						
Serial No.	15	16	17	18	19	
Name of the Shareholders (I)	VENKATA SANJEEV ALLURI	ALLURI NIKHILESH CHOWDARY	GEDA SAI PADMINI	PITCHAIAH CHUKKAPALLI	P GAYATHRI	Click here to go back
PAN (II)	APYPA2927F	AXSPA5508N	BBHPG8562L	ABJPC1804A	ALAPG6353R	Total
No. of fully paid up equity shares held (IV)	710700	691650	43650	0	0	18983669
No. Of Partly paid-up equity shares held (V)						
No. Of shares underlying Depository Receipts (VI)						
Total nos. shares held (VII) = (IV)+ (V)+ (VI)	710700	691650	43650	0	0	18983669
Shareholding as a % of total no. of shares (calculated as per SCRR, 1957) (VIII) As a % of (A+B+C2)	0.52	0.51	0.03	0	0	13.93
Number of Voting Rights held in each class of securities (IX)						
Class eg:X	710700	691650	43650	0	0	18983669
Class eg:y						
Total	710700	691650	43650	0	0	18983669
Total as a % of Total Voting rights	0.52	0.51	0.03	0	0	13.93
No. Of Shares Underlying Outstanding convertible securities (X)						
No. of Shares Underlying Outstanding Warrants (Xi)						
No. Of Shares Underlying Outstanding convertible securities and No. Of Warrants (Xi) (a)						
Shareholding , as a % assuming full conversion of convertible securities (as a percentage of diluted share capital) (XI)= (VII)+(Xi)(a) As a % of (A+B+C2)	0.52	0.51	0.03	0	0	13.93
Number of Locked in shares (XII)						
No. (a)						
As a % of total Shares held (b)						
Number of Shares pledged or otherwise encumbered (XIII)						
No. (a)						
As a % of total Shares held (b)						
Number of equity shares held in dematerialized form (XIV)	710700	691650	43650	0	0	18983669
Reason for not providing PAN						
Reason for not providing PAN						
Shareholder type	Promoter Group	Promoter Group	Promoter Group	Promoter Group	Promoter Group	






providing PAN			
Shareholder type	Promoter Group	Promoter	



Foreign Portfolio Investors					
Serial No.	1	2	3	4	
Name of the Shareholders (I)	PINEBRIDGE GLOBAL FUNDS - PINEBRIDGE INDIA EQUITY	GOVERNMENT PENSION FUND GLOBAL	PINEBRIDGE GLOBAL FUNDS - PINEBRIDGE ASIA EX JAPAN	THAI UNION ASIA INVESTMENT HOLDING LIMITED	Click here to go back
PAN (II)	AABTA6001C	AACCN1454E	AAFCA2333L	AAGCT6188H	Total
No. of fully paid up equity shares held (IV)	1851938	2054787	2814992	11954826	18676543
No. Of Partly paid-up equity shares held (V)					
No. Of shares underlying Depository Receipts (VI)					
Total nos. shares held (VII) = (IV)+ (V)+ (VI)	1851938	2054787	2814992	11954826	18676543
Shareholding as a % of total no. of shares (calculated as per SCRR, 1957) (VIII) As a % of (A+B+C2)	1.36	1.51	2.07	8.77	13.71
Number of Voting Rights held in each class of securities (IX)					
Class eg: X	1851938	2054787	2814992	11954826	18676543
Class eg: y					
Total	1851938	2054787	2814992	11954826	18676543
Total as a % of Total Voting rights	1.36	1.51	2.07	8.77	13.71
No. Of Shares Underlying Outstanding convertible securities (X)					
No. of Shares Underlying Outstanding Warrants (Xi)					
No. Of Shares Underlying Outstanding convertible securities and No. Of Warrants (Xi) (a)					
Shareholding , as a % assuming full conversion of convertible securities (as a percentage of diluted share capital) (XI)= (VII)+(X) As a % of (A+B+C2)	1.36	1.51	2.07	8.77	13.71
Number of Locked in shares (XII)					
No. (a)					
As a % of total Shares held (b)					
Number of equity shares held in dematerialized form (XIV)	1851938	2054787	2814992	11954826	18676543
Reason for not providing PAN					
Reason for not providing PAN					



Any Other (specify)							
Serial No.	1	2	3	4	5	6	7
Category	Trusts	Non-Resident Indian (NRI)	Clearing Members	Bodies Corporate	IEPF	Overseas Corporate Bodies	Overseas Corporate Bodies
Category / More than 1 percentage	Category	Category	Category	Category	Category	Category	More than 1 percentage of shareholding
Name of the Shareholders (I)							THAI UNION GROUP PUBLIC COMPANY LIMITED
PAN (II)							AADCT0579K
No. of the Shareholders (I)	3	2513	66	346	1	1	1
No. of fully paid up equity shares held (IV)	3640	1320846	62947	621868	641415	21030630	21030630
No. Of Partly paid-up equity shares held (V)							
No. Of shares underlying Depository Receipts (VI)							
Total nos. shares held (VII) = (IV) + (V) + (VI)	3640	1320846	62947	621868	641415	21030630	21030630
Shareholding as a % of total no. of shares (calculated as per SCRR, 1957) (VIII) As a % of (A+B+C2)	0	0.97	0.05	0.46	0.47	15.44	15.44
Number of Voting Rights held in each class of securities (IX)							
Class eg: X	3640	1320846	62947	621868	641415	21030630	21030630
Class eg: y							
Total	3640	1320846	62947	621868	641415	21030630	21030630
Total as a % of Total Voting rights	0	0.97	0.05	0.46	0.47	15.44	15.44
No. Of Shares Underlying Outstanding convertible securities (X)							
No. of Shares Underlying Outstanding Warrants (Xi)							
No. Of Shares Underlying Outstanding convertible securities and No. Of Warrants (Xi) (a)							
Shareholding , as a % assuming full conversion of convertible securities (as a percentage of diluted share capital) (XI) = (VII)+(X) As a % of (A+B+C2)	0	0.97	0.05	0.46	0.47	15.44	15.44
Number of Locked in shares (XII)							
No. (a)							
As a % of total Shares held (b)							
Number of equity shares held in dematerialized form (XIV)	3640	1079346	62947	546868	641415	21030630	21030630
Reason for not providing PAN							
Reason for not providing PAN							



**significant beneficial owners**

s of the SBO				Details of the registered owner					Details of holding/ exercise of right of the SBO in the reporting company, whether direct or indirect*:					De cre ac of sig be int
PAN	Passport No. in case of a foreign national	Nationality	Nationality (Applicable in case of Any other is selected)	Name	PAN	Passport No. in case of a foreign national	Nationality	Nationality (Applicable in case of Any other is selected)	Whether by virtue of:					
									Shares	Voting rights	Rights on distributable dividend or any other distribution	Exercise of control	Exercise of significant influence	
ABXPA9962D		India		ALLURI INDRA KUMAR HUF	AAJHA8757P		India		6.01	0	0	No	No	01-
Total:									6.01	0	0			

*E. Ramechandra*

